

Where can I see posts I've arc

Help Centre

Using Instagram

Managing Your Account

Troubleshooting and Login Help




Privacy and Safety Center

Instagram for Businesses

How do I request a verified badge for my Instagram profile?

To request a verified badge, you must be a public figure, celebrity or brand and meet certain [account and eligibility requirements](#).

To request a verified badge:

1. Make sure you're logged in to the account you're requesting a verified badge for.
2. Go to your profile by tapping  in the bottom right.
3. Tap  in the top right.
4. Tap  **Settings > Account > Request Verification**.
5. Enter your full name and provide the required form of identification (example: government-issued photo ID).

Keep in mind that even if your account is eligible for verification, submitting a request doesn't guarantee that your account will be verified. Learn [what happens after you apply](#) for verification.

Was this information helpful?

Yes No

[Permalink](#) [Related Articles](#)

RELATED ARTICLES

[How do I remove a follower on Instagram?](#)

[How do I delete my Instagram account?](#)

[How do I set my Instagram account to private so that only approved followers can see what I share?](#)

[Why am I seeing someone else's Facebook info or posting to someone else's Facebook account from Instagram?](#)

[How do I see how much time I've spent on Instagram?](#)

[ABOUT US](#) [HELP](#) [API](#) [JOBS](#) [TERMS](#) [PRIVACY](#)

© 2020 INSTAGRAM, INC.

[ENGLISH \(UK\)](#) [AFRIKAANS](#) [FRANÇAIS \(FRANCE\)](#) [PORTUGUÊS \(PORTUGAL\)](#) [DEUTSCH](#) [ESPAÑOL](#) [العربية](#) [ภาษาไทย](#) [ITALIANO](#) [हिन्दी](#) [中文\(简体\)](#)